Rinnai®
TANKLESS WATER HEATERS

endless
opportunities

TANKLESS WATER HEATING SOLUTIONS FOR DEALERS AND INSTALLERS



endless benefits



Why partner with Rinnai?

HELPING YOU GROW YOUR BUSINESS

- Opportunity to receive lead referrals from Rinnai
- Convenient flexible consumer financing options available
- Listing on our dealer locator
- Even more benefits as part of our Advanced Comfort Expert program

TRAINING

- Access to a complete library of online courses through Rinnai's Learning Management System
- Hands-on factory training available in Peachtree City, Georgia, and with local experts
- Field training available through extensive network of manufacturer reps and Rinnai training experts

SUPPORT

- Use of Rinnai branded advertising materials
- 24/7/365 technical support for professionals
- Share of voice leadership from national advertising
- Support offered to your customers

TABLE OF CONTENTS

HOME APPLICATIONS 2

BUSINESS APPLICATIONS 3

INNOVATIONS 6

REFERENCE GUIDE 10

CHARTS, SPECIFICATIONS 12

VENTING OPTIONS 18

INSTALLATION ACCESSORIES 21

24/7 SUPPORT 25

endless applications

Tankless water heating **for the home**

RL75i / RL75e
TANKLESS WATER HEATER

Wi-Fi Ready

With Rinnai Tankless Water Heaters, homeowners can enjoy an endless supply of hot water. Our tankless technology delivers hot water wherever and whenever it's needed, eliminating the need to prioritize tasks or schedule use. It's a smarter solution.

- **Wi-Fi adds possibilities for remote monitoring and management**
- **Uses up to 40 percent* less energy than traditional systems**

It's also a more flexible solution. Models are available for nearly every type of home, each with a compact design that delivers endless installation options. Flexibility, convenience and reliability. **That's the Rinnai difference**

- **Designed with the highest-quality components, like high-performance heat exchangers**

*As based on the average cost to run an electric tank water heater per the Department of Energy (DOE) Average Energy Costs (doe.gov)

Tankless water heating solutions **for business**

Rinnai Tankless Water Heaters can also supply buildings with an endless supply of hot water, saving thousands in operational and life cycle costs.

- **Performance and dependability for the most intensive applications—from restaurants to hotels to multifamily residences to schools and more**



TRS06
TANKLESS RACK SYSTEM™/FREE-STANDING DESIGN

Wi-Fi Ready

Wi-Fi ready for all systems: Added Wi-Fi connectivity provides instant maintenance alerts that ensure efficient operation.

TRW03
TANKLESS RACK SYSTEM™/
WALL-MOUNT DESIGN

The robust technology in our Tankless Rack System™ leverages decades of commercial water heating experience and precision engineering. The system is designed to achieve a higher level of efficiency and durability while providing built-in redundancy and saving space. With Wi-Fi connectivity, building owners can receive maintenance alerts wherever they are to ensure their system is operating at full efficiency. For building owners, our rack system delivers consistent peace of mind.

For more information on commercial water heating solutions, maintenance services and a free sizing consultation by Rinnai Applications Engineers, call 866.383.0707.

HOW TANKLESS WORKS

When the need for hot water arises by turning on a shower, washing machine, dishwasher or faucet, cold water enters the Rinnai Tankless Water Heater from the inlet pipe at the bottom of the model.

Water flows through the system and is heated as needed to deliver all the hot water your customers could need.



Rinnai offers tankless water heaters with both concentric and PVC/CPVC venting and integrated recirculation on the same model.

1. Concentric Vent Stack
2. Air Intake for Dual Pipe
3. Burner & Gas Manifold
4. Primary Heat Exchanger
5. Secondary Heat Exchanger
6. Integrated Condensation Trap
7. Built-In Circulation Pump
8. Internal Bypass Line
9. Modulating Gas Valve
10. Built-In Surge Protector & PC Board

WATER HEATER OPERATING COST COMPARISON

TANK TECHNOLOGY	FUEL TYPE/ENERGY SOURCE	EF (ENERGY FACTOR)	ANNUAL OPERATING COSTS*
STANDARD 50-GALLON GAS STORAGE TANK	NATURAL GAS	0.60	$273
STANDARD 50-GALLON GAS STORAGE TANK	PROPANE	0.60	$658
STANDARD 50-GALLON ELECTRIC STORAGE TANK	ELECTRICITY	0.95	$555
TANKLESS TECHNOLOGY	**FUEL TYPE/ENERGY SOURCE**	**EF (ENERGY FACTOR)**	**ANNUAL OPERATING COSTS***
HIGH-EFFICIENCY NON-CONDENSING TANKLESS	NATURAL GAS	0.82	$199
HIGH-EFFICIENCY NON-CONDENSING TANKLESS	PROPANE	0.82	$482
SUPER-HIGH-EFFICIENCY CONDENSING TANKLESS	NATURAL GAS	0.96	$170
SUPER-HIGH-EFFICIENCY CONDENSING TANKLESS	PROPANE	0.96	$412

*As based on the average cost to run an electric tank water heater per the Department of Energy (DOE) Average Energy Costs (doe.gov)

Tankless vs. Tank

So how can a box about the size of a suitcase deliver an endless supply of hot water while a bulky tank can run out of hot water when customers need it most?

SUPER-HIGH-EFFICIENCY TANKLESS

- Cold water enters inlet pipe only when hot water is required
- Gas ignites heat exchangers, which heat the water
- Heated water exits hot water outlet to travel through pipes to where it is needed
- Heater will adjust flame output as needed to ensure a temperature set point is maintained
- When no more hot water is required, system shuts off until hot water is needed again

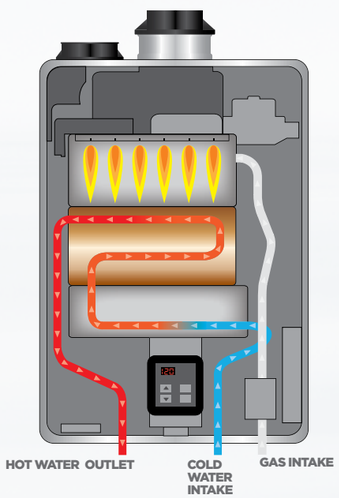

Rinnai's line of digital controllers allows homeowners to set precise water temperatures for multiple locations in the home.



STANDARD TANK

- Large tank requires more installation space and management
- Water in tank is heated and reheated to maintain desired set temperature regardless of usage or demand
- During times of heavy use, water can be depleted, causing delays in hot water supply
- In the event of tank failure, large amounts of stored water can cause extensive damage to the home

For training on Rinnai Tankless Water Heaters, visit our online Learning Management Resource at rinnai-lms.com.

endless innovation

Control-R™

Connect for smarter hot water.

Wi-Fi technology

The introduction of the Rinnai Control-R™ Wi-Fi module and mobile app for Rinnai Gas Tankless Water Heaters takes control and flexibility to a whole new level. New and existing Rinnai residential and commercial Tankless Water Heaters can be remotely monitored and controlled via smart devices. The Control-R™ Wi-Fi module and app also allow Rinnai independent dealers to quickly and efficiently assist customers via remote diagnostics for managing system performance, ensuring maximum comfort and convenience.

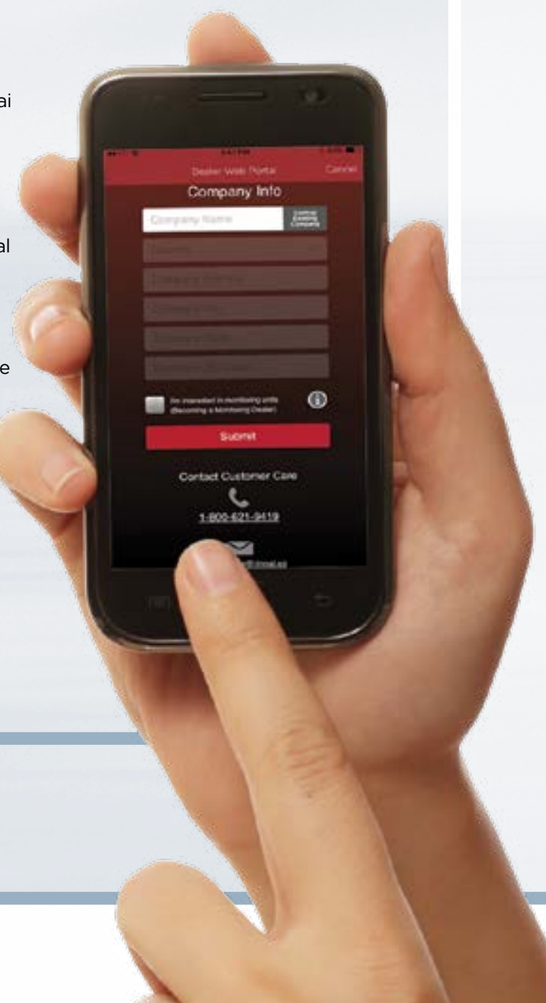

REMOTE DIAGNOSTICS AND MAINTENANCE

Technicians get detailed system information via automatic alerts and remote diagnostic tools before ever leaving their place of business, leading to shorter maintenance and repair times.

MONITORING AND ENHANCED SERVICE EXPERIENCE

Receive monitoring alerts for diagnostic codes from anywhere and get real-time data on temperature, hours of operation and water flow. Arrive at the site already prepared, with repair parts and trouble-shooting knowledge.

TECHNICAL SUPPORT

Get instant access to technical bulletins, warranty claims, product registration, manuals, step-by-step repair guides and more.

Recirculation technology

Rinnai Circ-Logic™ recirculation technology allows homeowners to set recirculation patterns that coincide with their hot water usage patterns. Hot water is available when needed, without the expense of circulating it during times of inactivity. Circ-Logic™ comes standard on SE+ and HE+ Series models, offering unique solutions when paired with Rinnai accessories.

TIMER BASED RECIRCULATION OPTIONS

FEATURE	SOLUTION 1 PUMP AND TIMER KIT (GTK15)	SOLUTION 2 24-HOUR DIGITAL TIMER CONTROLLER (MC-195T) & PUMP	SOLUTION 3 PUMP ONLY WITH CIRC-LOGIC™ CONTROL
SYSTEM OVERRIDE CAPACITY	NO	YES	NO
CHANGES WH TEMP	NO	YES	NO
DISPLAYS WH CODES	NO	YES	NO
DEDICATED RETURN	YES	YES	NO
24-HOUR CLOCK	YES	YES	NO
TIMED EVENTS	YES	YES	NO
# TIMED EVENTS	MULTIPLE	MULTIPLE	N/A

RECIRCULATION USING ONE RINNAI TANKLESS WATER HEATER

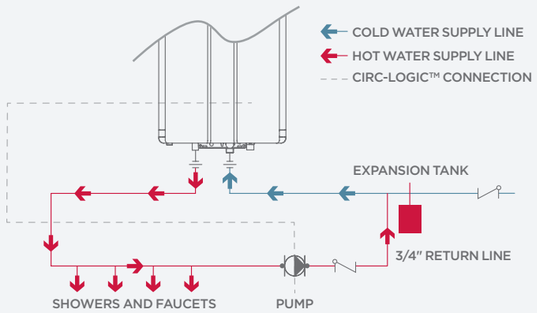

NEW CONSTRUCTION

With new homes, installing a dedicated return line is relatively simple, as the builder can incorporate the installation into the construction schedule along with the other plumbing installations.

EXISTING HOME

Some older homes have dedicated return lines, but most don't. But this is not a problem. **A simple crossover valve can be installed between existing hot and cold water supply lines.***

*LEARN MORE ABOUT THERMACIRC360™ >

ThermaCirc360™
Wait less. Waste less.

No dedicated return line? **No problem.**

ThermaCirc360™

In applications where a dedicated return line is not available or is difficult to install, the SE+ Series featuring ThermaCirc360™ utilizes bypass technology for the recirculation of hot water. This unit's bypass technology, internal pump, Circ-Logic™ recirculation technology, and thermal bypass valve, which are included as standard with this model, make recirculation possible without a dedicated return line. The valve is installed between the hot and cold supply lines on the furthest fixture in the plumbing line from the tankless water heater. The cold water line is then used temporarily as the return path of the circulation loop.

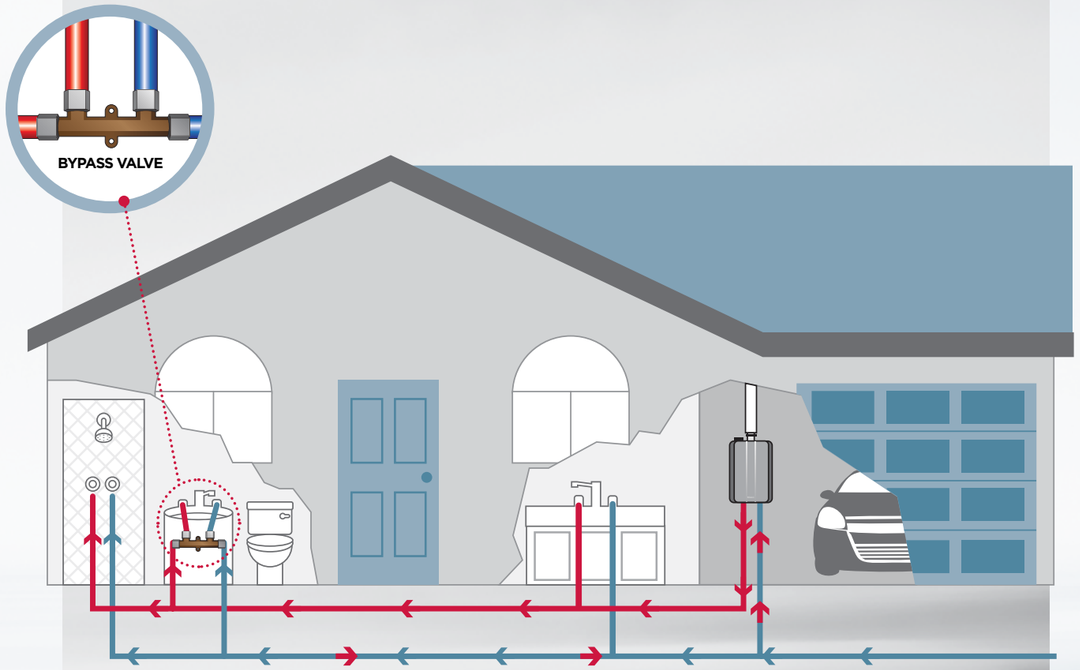

ThermaCirc360™ includes:

- Bypass technology
- Timer
- Circ-Logic™ recirculation technology
- Internal pump
- Bypass valve

Regardless of the plumbing configuration, Rinnai can now provide faster hot water at your customers' faucets.

TANKLESS WATER HEATER SERIES REFERENCE GUIDE

	HIGH-EFFICIENCY (NON-CONDENSING TECHNOLOGY)		SUPER-HIGH-EFFICIENCY (CONDENSING TECHNOLOGY)		
	HE Series	**HE+** Series	**SE** Series	**SE+** Series	
					FEATURING ThermaCirc360
	(V MODELS)	(RL MODELS)	(RUCS/RUS MODELS)	(RUC/RU MODELS)	(RUR MODELS)
EFFICIENCY RATING	82%	82%	93%	95% - 96%	95% - 96%
WI-FI READY	Wi-Fi Ready	Wi-Fi Ready	Wi-Fi Ready	Wi-Fi Ready	Wi-Fi Ready
AVAILABLE IN NATURAL GAS OR PROPANE	✓	✓	✓	✓	✓
INDOOR AND OUTDOOR VERSIONS AVAILABLE	✓	✓	✓	✓	✓
RECIRCULATION SOLUTION MADE POSSIBLE WITH CIRC-LOGIC™ TECHNOLOGY		✓		✓	✓
ISOLATION VALVES		✓		✓	✓
THERMACIRC360™ — (RECIRC WITH OR WITHOUT DEDICATED LINE)					✓

MODEL CHART AND SPECIFICATIONS
HIGH-EFFICIENCY (NON-CONDENSING) TANKLESS WATER HEATERS

HE Series

MODEL	V94i	V94e	V94Xi	V75i	V75e	V65i	V65e	V53e
DIMENSIONS - W, H, D INCHES (MM)	14 X 23 X 9 (355.6 X 584.2 X 228.6)	14 X 23 X 9 (355.6 X 584.2 X 228.6)	14 X 23 X 9 (355.6 X 584.2 X 228.6)	14 X 23 X 9 (355.6 X 584.2 X 228.6)	14 X 23 X 9 (355.6 X 584.2 X 228.6)	14 X 23 X 9 (355.6 X 584.2 X 228.6)	14 X 23 X 9 (355.6 X 584.2 X 228.6)	14 X 21 X 7 (355.6 X 533.4 X 177.8)
WEIGHT (LBS / KG)	46.3 / 21.0	44.3 / 20.1	46.3 / 21.0	45.6 / 20.7	43.6 / 19.8	45.6 / 20.7	43.6 / 19.8	34 / 15.4
INSTALLATION TYPE	INDOOR	OUTDOOR	INDOOR	INDOOR	OUTDOOR	INDOOR	OUTDOOR	OUTDOOR
MIN./MAX. BTU (NATURAL GAS)	10,300/199,000	10,300/199,000	10,300/192,000	10,300/180,000	10,300/180,000	10,300/150,000	10,300/150,000	19,000/120,000
MIN./MAX. BTU (PROPANE)	10,300/199,000	10,300/199,000	N/A	10,300/180,000	10,300/180,000	10,300/150,000	10,300/150,000	20,200/120,000
ENERGY FACTOR	0.82	0.82	0.82	0.82	0.82	0.82	0.82	0.82
TEMP. RANGE RESIDENTIAL	98° — 140°F / 37° — 60°C	98° — 140°F / 37° — 60°C	98° — 140°F / 37° — 60°C	98° — 140°F / 37° — 60°C	98° — 140°F / 37° — 60°C	98° — 140°F / 37° — 60°C	98° — 140°F / 37° — 60°C	120° — 140°F / 49° — 60°C
TEMP. RANGE COMMERCIAL	RESIDENTIAL ONLY					RESIDENTIAL ONLY		
MIN. ACTIVATION RATE	0.4 GPM (1.5 LPM)	0.4 GPM (1.5 LPM)	0.4 GPM (1.5 LPM)	0.4 GPM (1.5 LPM)	0.4 GPM (1.5 LPM)	0.4 GPM (1.5 LPM)	0.4 GPM (1.5 LPM)	0.6 GPM (2.3 LPM)
FLOW RATE (70°/50° TEMP. RISE)	4.7 / 6.6 (17.8 / 25.0)	4.7 / 6.6 (17.8 / 25.0)	4.5 / 6.4 (17.03 / 24.2)	4.3 / 6.0 (16.3 / 22.7)	4.3 / 6.0 (16.3 / 22.7)	3.6 / 5.0 (13.6 / 18.9)	3.6 / 5.0 (13.6 / 18.9)	2.8 / 4.0 (13.6 / 18.9)
HOT WATER FLOW RATE RANGE	0.26 – 9.8 GPM (0.98 – 37.1 LPM)	0.26 – 9.8 GPM (0.98 – 37.1 LPM)	0.26 – 9.8 GPM (0.98 – 37.1 LPM)	0.26 – 7.5 GPM (0.98 – 28.4 LPM)	0.26 – 7.5 GPM (0.98 – 28.4 LPM)	0.26 – 6.5 GPM (0.98 – 24.6 LPM)	0.26 – 6.5 GPM (0.98 – 24.6 LPM)	0.60 – 5.3 GPM (0.98 – 20.1 LPM)
CONTROLLER (STANDARD)	MC-91-2US	MC-91-2US	MC-91-2US	MC-91-2US	MC-91-2US	MC-91-2US	MC-91-2US	STATUS MONITOR
CONTROLLERS (OPTIONAL)	MC-100-1, BC-100V-1					MC-100-1, BC-100V-1		MC-91-2US
ULTRA LOW NOx	NO	YES	YES	YES	YES	YES	YES	NO
WARRANTY (RESIDENTIAL)*	LIMITED 10-YEAR ON HEAT EXCHANGER, 5-YEAR ON PARTS, 1-YEAR ON LABOR					LIMITED 10-YEAR ON HEAT EXCHANGER, 5-YEAR ON PARTS, 1-YEAR ON LABOR		
WARRANTY (COMMERCIAL)*	RESIDENTIAL ONLY						RESIDENTIAL ONLY	
MOBILE HOME CERTIFIED	YES	YES	YES	YES	YES	YES	YES	YES
VALVES SHIPPED IN BOX	NO	NO	NO	NO	NO	NO	NO	NO
HIGH ALTITUDE APPROVED	UP TO 10,200 FT. (3,109 M)					UP TO 10,200 FT. (3,109 M)		
CERTIFICATIONS	AHRI AND CSA					AHRI AND CSA		
VENTING OPTIONS	CONCENTRIC	N/A	CONCENTRIC	CONCENTRIC	N/A	CONCENTRIC	N/A	N/A

HE Series High-efficiency (Non-condensing) Tankless Water Heaters are not standard on TRS
HE Series High-efficiency (Non-condensing) Tankless Water Heaters are 1/2-inch gas line compatible
HE Series High-efficiency (Non-condensing) Tankless Water Heaters are Wi-Fi ready

*For complete information and details regarding Rinnai's warranty, visit rinnai.us.

MODEL CHART AND SPECIFICATIONS
HIGH-EFFICIENCY (NON-CONDENSING) TANKLESS WATER HEATERS

MODEL CHART AND SPECIFICATIONS
SUPER-HIGH-EFFICIENCY (CONDENSING) TANKLESS WATER HEATERS

	HE+ Series					**SE** Series			
MODEL	**RI94i**	**RLX94i**	**RI94e**	**RI75i**	**RI75e**	**RUCS75i**	**RUS75e**	**RUCS65i**	**RUS65e**
DIMENSIONS - W, H, D INCHES (MM)	14 X 23 X 9 (355.6 X 584.2 X 228.6)	14 X 23 X 9 (355.6 X 584.2 X 228.6)	14 X 23 X 9 (355.6 X 584.2 X 228.6)	14 X 23 X 9 (355.6 X 584.2 X 228.6)	14 X 23 X 9 (355.6 X 584.2 X 228.6)	18.5 X 26 X 10 (469.9 X 660.4 X 254)	18.5 X 26 X 10 (469.9 X 660.4 X 254)	18.5 X 26 X 10 (469.9 X 660.4 X 254)	18.5 X 26 X 10 (469.9 X 660.4 X 254)
WEIGHT (LBS / KG)	46.3 / 21.0	46.3 / 21.0	44.3 / 20.1	45.6 / 20.7	43.6 / 19.8	57.3 / 26	57.3 / 26	57.3 / 26	57.3 / 26
INSTALLATION TYPE	INDOOR	INDOOR	OUTDOOR	INDOOR	OUTDOOR	INDOOR	OUTDOOR	INDOOR	OUTDOOR
MIN./MAX. BTU (NATURAL GAS)	10,300/199,000	10,300/192,000	10,300/199,000	10,300/180,000	10,300/180,000	10,300/160,000	10,300/160,000	10,300/160,000	10,300/130,000
MIN./MAX. BTU (PROPANE)	10,300/199,000	N/A	10,300/199,000	10,300/180,000	10,300/180,000	10,300/160,000	10,300/160,000	10,300/160,000	10,300/130,000
ENERGY FACTOR	0.82	0.82	0.82	0.82	0.82	0.93	0.93	0.93	0.93
TEMP. RANGE RESIDENTIAL	98° — 140°F / 37° — 60°C	98° — 140°F / 37° — 60°C	98° — 140°F / 37° — 60°C	98° — 140°F / 37° — 60°C	98° — 140°F / 37° — 60°C	120° — 140°F / 49° — 60°C	120° — 140°F / 49° — 60°C	120° — 140°F / 49° — 60°C	120° — 140°F / 49° — 60°C
TEMP. RANGE COMMERCIAL	98° — 185°F / 37° — 85°C**	98° — 185°F / 37° — 85°C**	98° — 185°F / 37° — 85°C**	98° — 160°F / 37° — 71°C**	98° — 160°F / 37° — 71°C**	RESIDENTIAL ONLY	RESIDENTIAL ONLY	RESIDENTIAL ONLY	RESIDENTIAL ONLY
MIN. ACTIVATION RATE	0.4 GPM (1.5 LPM)	0.4 GPM (1.5 LPM)	0.4 GPM (1.5 LPM)	0.4 GPM (1.5 LPM)	0.4 GPM (1.5 LPM)	0.4 GPM (1.5 LPM)	0.4 GPM (1.5 LPM)	0.4 GPM (1.5 LPM)	0.4 GPM (1.5 LPM)
FLOW RATE (70°/50° TEMP. RISE)	4.7 / 6.6 (17.8 / 29.2)	4.5 / 6.4 (17.03 / 24.2)	4.7 / 6.6 (17.8 / 29.2)	4.3 / 6.0 (16.3 / 22.7)	4.3 / 6.0 (16.3 / 22.7)	4.2 / 5.9 (15.9 / 22.3)	4.2 / 5.9 (15.9 / 22.3)	3.4 / 4.8 (12.9 / 18.1)	3.4 / 4.8 (12.9 / 18.1)
HOT WATER FLOW RATE RANGE	0.26 – 9.8 GPM (0.98 – 37.1 LPM)	0.26 – 9.8 GPM (0.98 – 37.1 LPM)	0.26 – 9.8 GPM (0.98 – 37.1 LPM)	0.26 – 7.5 GPM (0.98 – 28.4 LPM)	0.26 – 7.5 GPM (0.98 – 28.4 LPM)	0.26 – 7.5 GPM (0.98 – 28.4 LPM)	0.26 – 7.5 GPM (0.98 – 28.4 LPM)	0.26 – 6.5 GPM (0.98 – 24.6 LPM)	0.26 – 6.5 GPM (0.98 – 24.6 LPM)
CONTROLLER (STANDARD)	MC-91-2US	MC-91-2US	MC-91-2US	MC-91-2US	MC-91-2US	STATUS MONITOR	STATUS MONITOR	STATUS MONITOR	STATUS MONITOR
CONTROLLERS (OPTIONAL)	MC-100-1, BC-100V-1, MC-195T-US, MCC-91-2					MC-91-2US	MC-91-2US	MC-91-2US	MC-91-2US
ULTRA LOW NOx	NO	YES	YES	YES	YES	YES	YES	YES	YES
WARRANTY (RESIDENTIAL)*	LIMITED 12-YEAR ON HEAT EXCHANGER, 5-YEAR ON PARTS, 1-YEAR ON LABOR (5-YEAR OPTIONAL ON LABOR)					LIMITED 12-YEAR ON HEAT EXCHANGER, 5-YEAR ON PARTS, 1-YEAR ON LABOR			
WARRANTY (COMMERCIAL)*	LIMITED 5-YEAR ON HEAT EXCHANGER, 5-YEAR ON PARTS, 1-YEAR ON LABOR (2-YEAR OPTIONAL ON LABOR)					RESIDENTIAL ONLY	RESIDENTIAL ONLY	RESIDENTIAL ONLY	RESIDENTIAL ONLY
MOBILE HOME CERTIFIED	YES	YES	YES	YES	YES	YES	YES	YES	YES
VALVES SHIPPED IN BOX	YES	YES	YES	YES	YES	NO	NO	NO	NO
HIGH ALTITUDE APPROVED	UP TO 10,200 FT. (3,109 M)					UP TO 5,400 FT. (1,646 M)			
CERTIFICATIONS	AHRI AND CSA					AHRI, CSA, ENERGY STAR®	AHRI, CSA, ENERGY STAR®	AHRI, CSA, ENERGY STAR®	AHRI, CSA, ENERGY STAR®
VENTING OPTIONS	CONCENTRIC	CONCENTRIC	N/A	CONCENTRIC	N/A	CONCENTRIC OR PVC/CPVC	N/A	CONCENTRIC OR PVC/CPVC	N/A
TANKLESS RACK SYSTEM™ (TRS/TRW) COMPATIBLE	NOT STANDARD	NOT STANDARD	NOT STANDARD	NOT STANDARD	NOT STANDARD	NO	NO	NO	NO
1/2" GAS LINE COMPATIBLE* **	YES	YES	YES	YES	YES	YES	YES	YES	YES
WI-FI READY	YES	YES	YES	YES	YES	YES	YES	YES	YES

* For complete information and details regarding Rinnai's warranty, visit rinnai.us.
** To achieve temperatures over 140° F (60° C), an MCC-91 commercial controller must be purchased separately.

*** For complete information on gas sizing for Rinnai Tankless Water Heaters, consult the Operation and Installation Manual. Based on DOE first hour test (IOCFR, Part 430).

MODEL CHART AND SPECIFICATIONS
SUPER-HIGH-EFFICIENCY (CONDENSING) TANKLESS WATER HEATERS

SE+ SERIES

MODEL	RUC98i	RUC90i	RUC80i	RU98e	RU90e	RU80e	RUR98i	RUR98e
DIMENSIONS - W, H, D INCHES (MM)	18.5 X 26 X 10 (469.9 X 660.4 X 254)	18.5 X 26 X 10 (469.9 X 660.4 X 254)	18.5 X 26 X 10 (469.9 X 660.4 X 254)	18.5 X 26 X 10 (469.9 X 660.4 X 254)	18.5 X 26 X 10 (469.9 X 660.4 X 254)	18.5 X 26 X 10 (469.9 X 660.4 X 254)	18.5 X 26 X 10 (469.9 X 660.4 X 254)	18.5 X 26 X 10 (469.9 X 660.4 X 254)
WEIGHT (LBS / KG)	61.7 / 28.0	61.7 / 28.0	61.7 / 28.0	61.7 / 28.0	61.7 / 28.0	61.7 / 28.0	72.8 / 33	72.8 / 33
INSTALLATION TYPE	INDOOR	INDOOR	INDOOR	OUTDOOR	OUTDOOR	OUTDOOR	INDOOR	OUTDOOR
MIN./MAX. BTU (NATURAL GAS)	15,200/199,000	15,200/180,000	15,200/152,000	15,200/199,000	15,200/180,000	15,200/152,000	15,200/199,000	15,200/199,000
MIN./MAX. BTU (PROPANE)	15,200/199,000	15,200/180,000	15,200/152,000	15,200/199,000	15,200/180,000	15,200/152,000	15,200/199,000	15,200/199,000
ENERGY FACTOR	0.95	0.96	0.96	0.95	0.96	0.96	0.95	0.95
TEMP. RANGE RESIDENTIAL	98° — 140°F / 37° — 60°C	98° — 140°F / 37° — 60°C	98° — 140°F / 37° — 60°C	98° — 140°F / 37° — 60°C	98° — 140°F / 37° — 60°C	98° — 140°F /37° — 60°C	98° — 140°F / 37° — 60°C	98° — 140°F / 37° — 60°C
TEMP. RANGE COMMERCIAL	98° — 185°F / 37° — 85°C**	98° — 185°F / 37° — 85°C**	98° — 185°F / 37° — 85°C**	98° — 185°F / 37° — 85°C**	98° — 185°F / 37° — 85°C**	98° — 185°F / 37° — 85°C**	98° — 140°F / 37° — 60°C	98° — 140°F / 37° — 60°C
MIN. ACTIVATION RATE	0.4 GPM (1.5 LPM)	0.4 GPM (1.5 LPM)	0.4 GPM (1.5 LPM)	0.4 GPM (1.5 LPM)	0.4 GPM (1.5 LPM)	0.4 GPM (1.5 LPM)	0.4 GPM (1.5 LPM)	0.4 GPM (1.5 LPM)
FLOW RATE (70°/50° TEMP. RISE)	5.5 / 7.7 (20.9 / 29.2)	5.0 / 7.0 (18.9 / 26.5)	4.2 / 5.9 (15.9 / 22.3)	5.5 / 7.7 (20.8 / 29.2)	5.0 / 7.0 (18.9 / 26.5)	4.2 / 5.9 (15.9 / 22.3)	5.5 / 7.7 (20.8 / 29.2)	5.5 / 7.7 (20.8 / 29.2)
HOT WATER FLOW RATE RANGE	0.26 – 9.8 GPM (0.98 – 37.1 LPM)	0.26 – 9.0 GPM (0.98 – 34.1 LPM)	0.26 – 8.0 GPM (0.98 – 30.0 LPM)	0.26 – 9.8 GPM (0.98 – 37.1 LPM)	0.26 – 9.0 GPM (0.98 – 34.1 LPM)	0.26 – 8.0 GPM (0.98 – 30.3 LPM)	0.26 – 9.8 GPM (0.98 – 37.1 LPM)	0.26 – 9.8 GPM (0.98 – 37.1 LPM)
CONTROLLER (STANDARD)	INTEGRATED	INTEGRATED	INTEGRATED	MC-91-2US	MC-91-2US	MC-91-2US	MC-195T-US	MC-195T-US
CONTROLLERS (OPTIONAL)	MC-195T-US, MC-100V-1US, BC-100V-1US, MCC-91-2US	MC-91-2US, MC-100V-1US, BC-100V-1US, MCC-91-2US	MC-91-2US, MC-100V-1US, BC-100V-1US, MCC-91-2US	MC-195T-US, MC-100V-1US, BC-100V-1US, MCC-91-2US	MC-195T-US, MC-100V-1US, BC-100V-1US, MCC-91-2US	MC-195T-US, MC-100V-1US, BC-100V-1US, MCC-91-2US	MC-91-2US	MC-91-2US
ULTRA LOW NOx	YES	YES	YES	YES	YES	YES	YES	YES
WARRANTY (RESIDENTIAL)*	LIMITED 12-YEAR ON HEAT EXCHANGER, 5-YEAR ON PARTS, 1-YEAR ON LABOR (5-YEAR OPTIONAL ON LABOR)				LIMITED 12-YEAR ON HEAT EXCHANGER, 5-YEAR ON PARTS, 1-YEAR ON LABOR (5-YEAR OPTIONAL ON LABOR)			
WARRANTY (COMMERCIAL)*	LIMITED 5-YEAR ON HEAT EXCHANGER, 5-YEAR ON PARTS, 1-YEAR ON LABOR (2-YEAR OPTIONAL ON LABOR)				LIMITED 5-YEAR ON HEAT EXCHANGER, 5-YEAR ON PARTS, 1-YEAR ON LABOR (2-YEAR OPTIONAL ON LABOR)			
MOBILE HOME CERTIFIED	YES	YES	YES	YES	YES	YES	YES	YES
VALVES SHIPPED IN BOX	YES	YES	YES	YES	YES	YES	YES	YES
HIGH ALTITUDE APPROVED	UP TO 10,200 FT. (3,109 M)				UP TO 10,200 FT. (3,109 M)			
CERTIFICATIONS	AHRI, CSA, ENERGY STAR®	AHRI, CSA, ENERGY STAR®	AHRI, CSA, ENERGY STAR®	AHRI, CSA, ENERGY STAR®	AHRI, CSA, ENERGY STAR®	AHRI, CSA, ENERGY STAR®	AHRI, CSA, ENERGY STAR®	AHRI, CSA, ENERGY STAR®
VENTING OPTIONS	CONCENTRIC OR PVC/CPVC	CONCENTRIC OR PVC/CPVC	CONCENTRIC OR PVC/CPVC	N/A	N/A	N/A	CONCENTRIC OR PVC/CPVC	N/A
TANKLESS RACK SYSTEM™ (TRS/TRW) COMPATIBLE	YES	NO	NO	YES	NO	NO	NO	NO
1/2" GAS LINE COMPATIBLE***	YES	YES	YES	YES	YES	YES	YES	YES
WI-FI READY	YES	YES	YES	YES	YES	YES	YES	YES

* For complete information and details regarding Rinnai's warranty, visit rinnai.us.
** To achieve temperatures over 140° F (60° C), an MCC-91 commercial controller must be purchased separately.
*** For complete information on gas sizing for Rinnai Tankless Water Heaters, consult the Operation and Installation Manual. Based on DOE first hour test (IOCFR, Part 430).

endless
installation options

Multiple venting options for condensing models

The SE and SE+ models offer concentric polypropylene or dual-pipe PVC/CPVC venting options on the same model. The dual venting configuration on the top allows for maximum flexibility for installers and dealers — one concentric vent or two PVC/CPVC pipes can be used for venting.

VENT TYPE	RUR/RUC NATURAL GAS	RUR/RUC PROPANE	RUCS
Concentric PP	**65 Feet** (19.8 m)**	41 Feet (12.5 m)	41 Feet (12.5 m)
Dual Pipe PP (Centrotherm)	**41 Feet** (12.5 m)**	41 Feet (12.5 m)	41 Feet (12.5 m)

VENT TYPE	RUR/RUC NATURAL GAS	RUR/RUC PROPANE	RUCS
3" Dual Pipe PVC/CPVC (76.2 mm)	**65 Feet** (19.8 m)**	41 Feet (12.5 m)	41 Feet (12.5 m)
4" Dual Pipe PVC/CPVC (10.16 m)	**100 Feet** (30.5 m)**	65 Feet (19.8 m)	100 Feet (30.5 m)

** Maximum equivalent vent lengths are specific to the fuel type of the RUC and RUR Tankless Water Heater. Use of elbows in installation will reduce the maximum vent length. It is imperative when performing equivalent vent length calculations that you refer to the Installation Manual and any applicable technical bulletins.

INTAKE AND EXHAUST OPTIONS

CONCENTRIC VENTING

For concentric venting, installers simply remove and discard the exhaust adaptor ring.

INTAKE CAP

For PVC/CPVC configurations, the intake cap is removed and discarded. With this option, installers can use 3- or 4-inch PVC/CPVC pipe for the intake and exhaust.

Optimized concentric venting for non-condensing models

Rinnai Tankless Water Heaters were the first to use a unique concentric venting system, a single vent assembly option featuring an inner tube for exhaust and an outer tube for fresh air from outdoors. The result is a direct-vent, sealed combustion system that offers optimum safety and performance.

Beyond performance, our concentric system option can make installation faster and easier with:

- Single penetration through the wall, reducing install time and costs
- Simple positive-fit components for secure connection
- Joint seals that expand and contract with weather to prevent damage
- Ease of assembly, adjustment and disassembly

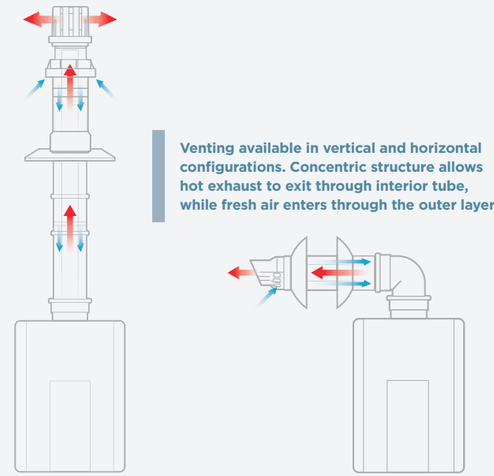

Venting available in vertical and horizontal configurations. Concentric structure allows hot exhaust to exit through interior tube, while fresh air enters through the outer layer.

Gas line sizes — 1/2" line not a problem

Rinnai Tankless Water Heaters are designed to always provide maximum performance and operating efficiency using either a ½" or ¾" gas line, as long as sufficient gas flow is available. Our innovative technology will cease operation if it detects inadequate gas flow to avoid compromising performance and efficiency.

RINNAI TANKLESS WATER HEATER MODELS	BTU	GAS LINE MAXIMUM EQUIVALENT LENGTH 1/2"	GAS LINE MAXIMUM EQUIVALENT LENGTH 3/4"
V53E	120,000	100' (30.4 M)	450' (137.2 M)
RUCS65I	130,000		350' (106.7 M)
RUS65E			
V65E	150,000	70' (21.34 M)	300' (91.44 M)
V65I			
RUC80I	152,000		250' (76.2 M)
RU80E			
RUCS75I	160,000	60' (18.29 M)	
RUS75E			
RL75I	180,000	50' (15.24 M)	200' (60.96 M)
RL75E			
V75I			
V75E			
RUC90I			
RU90E			
V94XI	192,000	40' (12.19 M)	175' (53.4 M)
RLX94I			
V94I	199,000		
V94E			
RUC98I			
RU98E			
RL94I			
RL94E			
RUR98I			
RUR98E			

Source: NFPA 54/ANSI Z223.1 National Fuel Gas Code
For complete information on gas sizing for Rinnai Tankless Water Heaters, consult the Installation and Operation Manual.

TERMINATION & TERMINATION KITS

HIGH-EFFICIENCY (NON-CONDENSING TECHNOLOGY)

PART NUMBER	IMAGE	DESCRIPTION	DIMENSIONS	INNER EXHAUST MATERIAL	OUTER INTAKE MATERIAL
223181	1	UNIVERSAL HORIZONTAL TERMINATION KIT	11.5" / 292.1 MM	ALUMINUM	PLASTIC
223188	1	UNIVERSAL TERMINATION METAL KIT	12" / 304.8 MM	ALUMINUM	METAL
223182	1	UNIVERSAL HORIZONTAL TERMINATION KIT	21" / 533.4 MM	ALUMINUM	PLASTIC
223187	2	HORIZONTAL TERMINATION DIVERTER KIT	21" / 533.4 MM	ALUMINUM	PLASTIC
223183	3	UNIVERSAL HORIZONTAL TERMINATION	11.5" / 292.1 MM	ALUMINUM	PLASTIC
223184	3	UNIVERSAL HORIZONTAL TERMINATION	21" / 533.4 MM	ALUMINUM	PLASTIC
184118-S	4	ROOF DISCHARGE TERMINATION (ABOVE ROOF)	18" / 457.2 MM	ALUMINUM	PLASTIC
184127	4	ROOF DISCHARGE TERMINATION (ABOVE ROOF)	18" / 457.2 MM	ALUMINUM	METAL
184119	5	ROOF DISCHARGE TERMINATION	38" / 965.2 MM	ALUMINUM	PLASTIC
224046	6	RAISED HORIZONTAL TERMINATION KIT	—	ALUMINUM	PLASTIC
185342	—	ROOF TERMINATION EXTENSION KIT	—	ALUMINUM	PLASTIC

SUPER-HIGH-EFFICIENCY (NON-CONDENSING TECHNOLOGY)

PART NUMBER	IMAGE	DESCRIPTION	DIMENSIONS	INNER EXHAUST MATERIAL	OUTER INTAKE MATERIAL
223176PP	7	CONDENSING HORIZONTAL TERMINATION KIT	12" / 304.8 MM	PP	PLASTIC
223177PP	7	CONDENSING HORIZONTAL TERMINATION KIT	21" / 533.4 MM	PP	PLASTIC
223186PP	3	CONDENSING HORIZONTAL TERM DIVERTER KIT	19" / 482.6 MM	PP	PLASTIC
184162PP	8	CONDENSING ROOF DISCHARGE TERMINATION SHORT (ABOVE ROOF)	38" / 965.2 MM	PP	PLASTIC
224047PP	6	CONDENSING RAISED HORIZONTAL TERMINATION KIT ("SNORKEL")	—	PP	PLASTIC
185344PP	—	ROOF TERMINATION EXTENSION KIT	—	PP	PLASTIC

ELBOWS

HIGH-EFFICIENCY (NON-CONDENSING TECHNOLOGY)

PART NUMBER	IMAGE	DESCRIPTION	INNER EXHAUST MATERIAL	OUTER INTAKE MATERIAL
224050	9	45-DEGREE ELBOW (QUANTITY OF 2)	ALUMINUM	PLASTIC
224063	10	90-DEGREE ELBOW	ALUMINUM	PLASTIC
224250	9	45-DEGREE ELBOW (QUANTITY OF 2)	ALUMINUM	METAL
224255	10	90-DEGREE ELBOW	ALUMINUM	METAL

SUPER-HIGH-EFFICIENCY (CONDENSING TECHNOLOGY)

PART NUMBER	IMAGE	DESCRIPTION	INNER EXHAUST MATERIAL	OUTER INTAKE MATERIAL
224077PP	9	45-DEGREE ELBOW (QUANTITY OF 2)	PP	PLASTIC
224078PP	10	90-DEGREE ELBOW	PP	PLASTIC

VENT PIPE EXTENSIONS

HIGH-EFFICIENCY (NON-CONDENSING TECHNOLOGY)

PART NUMBER	IMAGE	DESCRIPTION	DIMENSIONS	INNER EXHAUST MATERIAL	OUTER INTAKE MATERIAL
224051	11	VENT PIPE EXTENSION	10" / 254 MM	ALUMINUM	PLASTIC
224052	11	VENT PIPE EXTENSION	19.5" / 495.3 MM	ALUMINUM	PLASTIC
224053	11	VENT PIPE EXTENSION	39" / 990.6 MM	ALUMINUM	PLASTIC
224054	12	TELESCOPING VENT LENGTH	2"-12" / 50.8-304.8 MM	ALUMINUM	PLASTIC
224275	12	TELESCOPING VENT LENGTH	2"-12" / 50.8-304.8 MM	ALUMINUM	METAL
224260	11	VENT PIPE EXTENSION	10" / 254 MM	ALUMINUM	METAL
224265	11	VENT PIPE EXTENSION	19.5" / 495.3 MM	ALUMINUM	METAL
224270	11	VENT PIPE EXTENSION	39" / 990.6 MM	ALUMINUM	METAL

SUPER-HIGH-EFFICIENCY (CONDENSING TECHNOLOGY)

PART NUMBER	IMAGE	DESCRIPTION	DIMENSIONS	INNER EXHAUST MATERIAL	OUTER INTAKE MATERIAL
224087PP	11	VENT PIPE EXTENSION	10" / 254 MM	PP	PLASTIC
224079PP	11	VENT PIPE EXTENSION	19.5" / 495.3 MM	PP	PLASTIC
224080PP	11	VENT PIPE EXTENSION	39" / 990.6 MM	PP	PLASTIC

INSTALLATION ACCESSORIES

HIGH-EFFICIENCY (CONDENSING TECHNOLOGY)

PART NUMBER	IMAGE	DESCRIPTION	
222053	13	CONDENSATE TRAP	SUITABLE FOR USE WITH PLASTIC AND METAL COMPONENTS
224040	14	NSF COVER (FOR COMMERCIAL APPLICATIONS)	

HIGH-EFFICIENCY & SUPER-HIGH-EFFICIENCY (NON-CONDENSING & CONDENSING TECHNOLOGY)

PART NUMBER	IMAGE	DESCRIPTION	
146141	15	ROOF FLASHING ASSEMBLY (FLAT ROOF)	SUITABLE FOR USE WITH PLASTIC AND METAL COMPONENTS
189950	16	SHINGLE ROOF FLASHING (1/12 TO 6/12 PITCH; PLASTIC)	
189951	16	SHINGLE ROOF FLASHING (6/12 TO 12/12 PITCH; PLASTIC)	
189952	16	SHINGLE ROOF FLASHING (8/12 TO 16/12 PITCH; PLASTIC)	
50171949	17	TILE/SHINGLE ROOF FLASHING (1/12 TO 6/12 PITCH; PLASTIC)	
50171961	17	TILE/SHINGLE ROOF FLASHING (6/12 TO 12/12 PITCH; PLASTIC)	
50171954	17	TILE/SHINGLE ROOF FLASHING (8/12 TO 16/12 PITCH; PLASTIC)	
242141	18	FLASHING FOR METAL ROOF	
710342	19	RUBBER WALL PLATE (WHITE)	
710602	19	RUBBER WALL PLATE (BLACK)	
224045	20	THIMBLE (1 PIECE PER BOX)	
169044	21	PIPE CLAMP	
224097	22	METAL PASS THROUGH PLATE	
224042	23	UNIVERSAL BUG GUARD	

ACCESSORIES

DIGITAL TEMPERATURE CONTROLLER

PART NUMBER	DESCRIPTION	TEMP. RANGE	COLOR
MC-91-2S	RESIDENTIAL/COMMERCIAL STANDARD DIGITAL CONTROLLER	98° - 140°F / 36°- 60°C	SILVER
MC-91-2W	RESIDENTIAL/COMMERCIAL STANDARD DIGITAL CONTROLLER	98° - 140°F / 36°- 60°C	WHITE
MCC-91-2W	COMMERCIAL CONTROLLER	> 140°F / 60°C	WHITE
BC-100V-1S	BATH FILL DIGITAL CONTROLLER	98° - 140°F / 36°- 60°C	SILVER
BC-100V-1W	BATH FILL DIGITAL CONTROLLER	98° - 140°F / 36°- 60°C	WHITE
MC-195T-US	24-HOUR DIGITAL CONTROLLER FOR RECIRCULATION	98° - 140°F / 36°- 60°C	SILVER/BLACK
MC-100V-1S	DELUXE DIGITAL CONTROLLER WITH CLOCK AND CALL FEATURE	98° - 140°F / 36°- 60°C	SILVER
MC-100V-1W	DELUXE DIGITAL CONTROLLER WITH CLOCK AND CALL FEATURE	98° - 140°F / 36°- 60°C	WHITE

DEMAND RECIRCULATION KITS FOR SE+ SERIES

RWMKT01	
CONTROL-R™ WI-FI MODULE (RWM101)	ATTACHES EASILY TO THE RINNAI TANKLESS WATER HEATER BY A TWO-WIRE INTERFACE
WIRELESS PUSH BUTTON DEVICE* (RWMP01)	MOUNTED NEAR THE POINT OF USE, LIKE A KITCHEN FAUCET OR BATHROOM SINK, AND OPERATES THE RECIRCULATION SYSTEM
RWMKT03	
CONTROL-R™ WI-FI MODULE (RWM101)	ATTACHES EASILY TO THE RINNAI TANKLESS WATER HEATER BY A TWO-WIRE INTERFACE
WIRELESS PUSH BUTTON DEVICE* (RWMP01)	MOUNTED NEAR THE POINT OF USE, LIKE A KITCHEN FAUCET OR BATHROOM SINK, AND OPERATES THE RECIRCULATION SYSTEM
WIRELESS TEMPERATURE SENSOR* (RWMTS01)	TURNS OFF THE RECIRCULATION AND IS AVAILABLE FOR PURCHASE IF REQUIRED BY LOCAL BUILDING CODES

DEMAND RECIRCULATION KITS FOR HE+ AND SE SERIES

RWMKT01P	
CONTROL-R™ WI-FI MODULE (RWM101)	ATTACHES EASILY TO THE RINNAI TANKLESS WATER HEATER BY A TWO-WIRE INTERFACE
WIRELESS PUSH BUTTON DEVICE* (RWMP01)	MOUNTED NEAR THE POINT OF USE, LIKE A KITCHEN FAUCET OR BATHROOM SINK, AND OPERATES THE RECIRCULATION SYSTEM
EXTERNAL PUMP (GTK15)	GRUNDFOS® PUMP FOR RINNAI CIRC-LOGIC™ ENABLED TANKLESS WATER HEATERS
RWMKT03P	
CONTROL-R™ WI-FI MODULE (RWM101)	ATTACHES EASILY TO THE RINNAI TANKLESS WATER HEATER BY A TWO-WIRE INTERFACE
WIRELESS PUSH BUTTON DEVICE* (RWMP01)	MOUNTED NEAR THE POINT OF USE, LIKE A KITCHEN FAUCET OR BATHROOM SINK, AND OPERATES THE RECIRCULATION SYSTEM
EXTERNAL PUMP (GTK15)	GRUNDFOS® PUMP FOR RINNAI CIRC-LOGIC™ ENABLED TANKLESS WATER HEATERS
WIRELESS TEMPERATURE SENSOR* (RWMTS01)	TURNS OFF THE RECIRCULATION AND IS AVAILABLE FOR PURCHASE IF REQUIRED BY LOCAL BUILDING CODES

*Additional push buttons and motion sensors can be purchased separately to customize a recirculation system to the home.

MC-195T-US

BC-100V-1S

MC-100V-1S

MC-91-2S

Control-R™ Wi-Fi Module

Wireless Push Button

Wireless Motion Sensor

Wireless Temperature Sensor

HIGH-EFFICIENCY & SUPER-HIGH-EFFICIENCY (NON-CONDENSING & CONDENSING TECHNOLOGY)

PART NUMBER	DESCRIPTION	SERIES
GTK15	GRUNDFOS® PUMP WITH TIMER KIT FOR RINNAI CIRC-LOGIC™ ENABLED MODELS	SE SERIES/HE+ SERIES
804000074	CONDENSATE NEUTRALIZER KIT FOR CONDENSING TANKLESS MODELS	SE SERIES
PC-20-W	PIPE COVER ENCLOSURE FOR MODEL V53E	HE SERIES
PCD03-EWV	PIPE COVER ENCLOSURE (EURO WHITE)	HE SERIES (V65/V75)
PCD03-SM2	PIPE COVER ENCLOSURE	HE+ SERIES
PCD07-SM	PIPE COVER ENCLOSURE	SE SERIES
RGB-20U	UNIVERSAL TANKLESS RECESS BOX FOR MODEL V53E	HE+ SERIES/HE SERIES
RGB-25U-C	UNIVERSAL TANKLESS RECESS BOX FOR MODELS RL94E, RL75E, V75E, V65E (VA, VB, VC)	HE+ SERIES
RGB-CTWH-2	TANKLESS RECESS BOX FOR CONDENSING MODELS	SE SERIES
RGB-25-MSAL-C	MOISTURE SEAL RECESS BOX	HE+ SERIES
REU-MSB-M	MULTI-UNIT CONTROLLER MASTER UNIT	SE SERIES/HE+ SERIES
REU-MSB-C1	CABLE TO CONNECT SE AND HE WATER HEATERS	SE SERIES/HE+ SERIES
REU-MSB-C2	CABLE TO CONNECT MSB-M CONTROL UNITS	SE SERIES/HE+ SERIES
REU-EZC-1US	EZCONNECT® CABLE FOR CONNECTING 2 UNITS	ALL
RWM101	WI-FI MODULE	ALL
RWMTS01	WIRELESS MOTION SENSOR	ALL

HIGH-EFFICIENCY & SUPER-HIGH-EFFICIENCY (NON-CONDENSING & CONDENSING TECHNOLOGY)

PART NUMBER	DESCRIPTION	FEED
103000038	SCALECUTTER SYSTEM 3/4" FEED	3/4"
103000039	SCALECUTTER SYSTEM REFILL	3/4"

Grundfos® Pump with Timer Kit

Condensate Neutralizer Kit

Pipe Cover Enclosure

Recess Box

ScaleCutter System

FLOW CHART AND HERS DATA

RINNAI TANKLESS WATER HEATERS HOT WATER FLOW CURVE

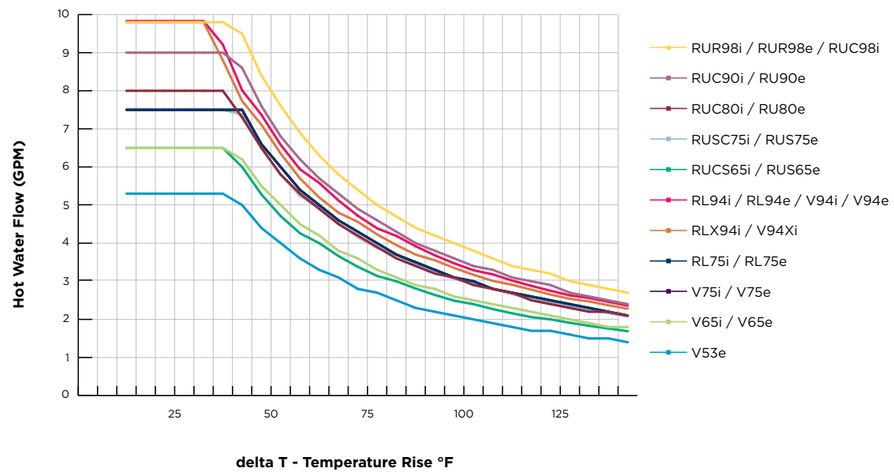

Tankless water heater output is based on Delta T, which is the difference between the incoming water temperature and the requested output temperature. This chart is used along with other factors to help size the Rinnai tankless model for your application.

HERS SCORES IMPROVE WITH RINNAI TANKLESS WATER HEATERS

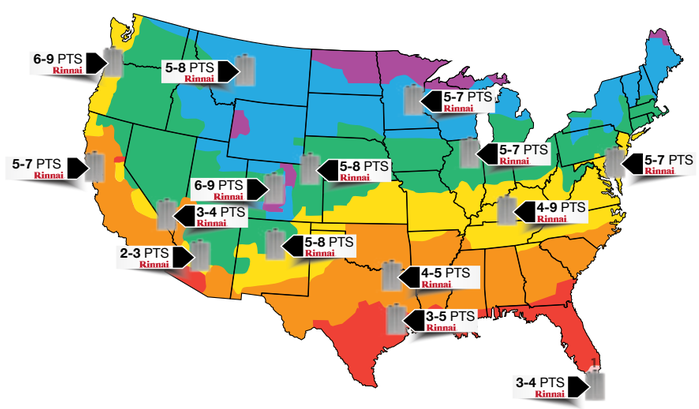

CLIMATE ZONES

1. 3-5 POINTS
2. 4-6 POINTS
3. 3-10 POINTS
4. 4-9 POINTS
5. 5-8 POINTS
6. 4-8 POINTS
7. 3-8 POINTS

The Home Energy Rating System (HERS) Index is the industry standard by which a home's energy efficiency is measured. A lower HERS Index Score means a more energy-efficient home, which means lower energy costs.

Data analysis conducted by independent third party HERS rater compares traditional electric and gas residential storage tank water heaters to Rinnai's Condensing and Non-Condensing Tankless Water Heaters. Consult and validate your specific application with a local HERS rater.

For more information specific to your zone or city, visit **hersindex.com**.

endless
quality and support

100 years of smart comfort

For nearly a century, Rinnai has been fiercely committed to delivering a smarter kind of comfort. With headquarters in Japan and a network of 20 subsidiaries and 86 sales offices in 13 countries, this commitment has made us one of the world's largest gas appliance manufacturers. Our value-added products continue to stay in step with the demands of a changing world.

The highest standards of quality

Rinnai employs more than 600 research and development engineers, all focused on uncompromising quality in design and manufacturing. Advanced automation and precision assembly processes have made our manufacturing facilities an industry model for efficiency. Throughout the world, our standards for quality remain unsurpassed.

- Every product undergoes live testing before shipping
- One of the few tankless water heater manufacturers with its own state-of-the-art Canadian Standards Association (CSA) Certified Testing Laboratory, including CSA accredited lab technicians
- All products have been approved by the CSA and adhere to the strict standards of the American National Standards Institute (ANSI)

A world of support behind you

Beyond manufacturing the highest-quality products, our people stand behind all that we make—before, during and long after installation.

- **24/7/365 technical support** for professionals
- **National network of independent dealers**
- **On-staff engineers** who can assist with choosing the right products and sizes

Learn more about Rinnai high-performance Tankless Water Heaters, Hybrid Water Heating Systems, Boilers, Vent-Free Fan Convectors and EnergySaver® Direct Vent Wall Furnaces at:

rinnai.us | rinnai.ca

Rinnai®
TANKLESS WATER HEATERS

Rinnai America Corporation • 103 International Drive, Peachtree City, GA 30269
1-800-621-9419 • rinnai.us

©2016 Rinnai America Corporation. Rinnai America Corporation continually updates materials, and as such, content is subject to change without notice.
Local, state, provincial, federal and national fuel gas codes must be adhered to prior to and upon installation.